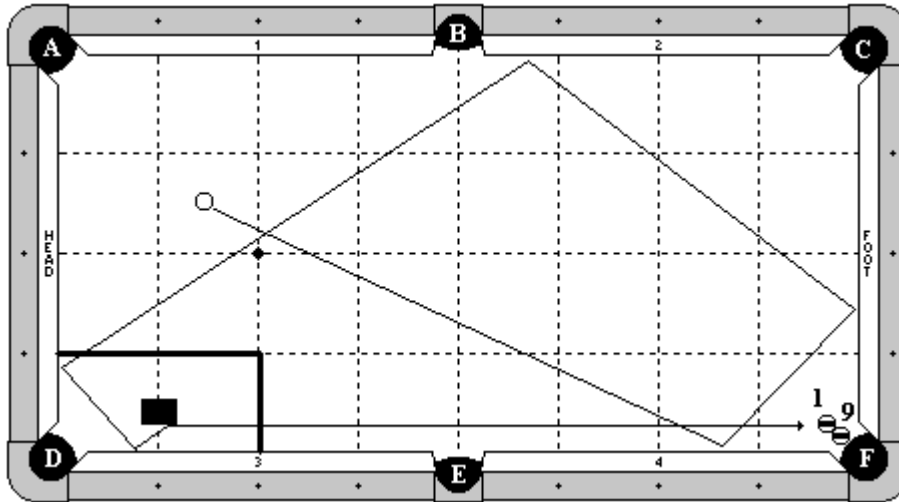


## Gabi Visoiu - Shot 1



### Category

Miscellaneous

### Difficulty: 8

### Cue Ball

In hand, behind the head string.

### Object Ball

2 object balls (1 and 9) form a combination hanging near pocket F.

### Props

A standard 12 piece chalk box (full) is in hand within the indicated zone, but it cannot be more 2 ball's width off cushion 3.

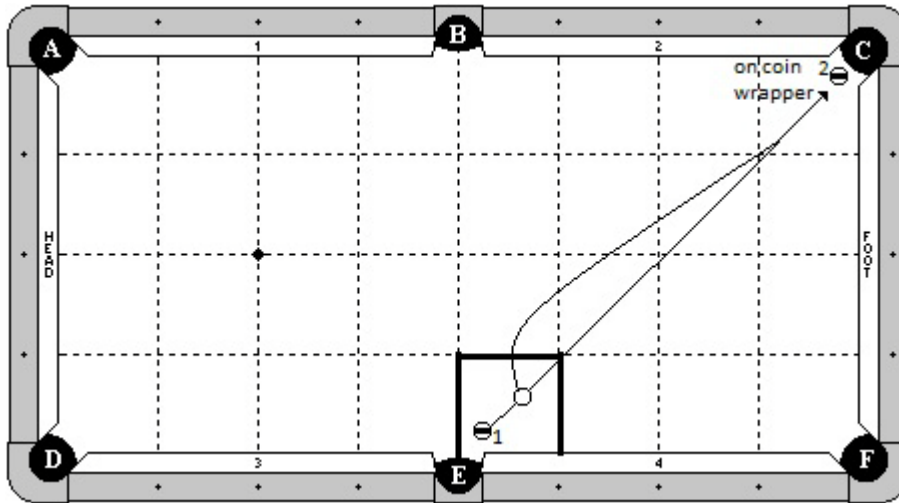
### Objective

Shoot the cue ball 5 cushions as diagramed. After hitting the 5<sup>th</sup> cushion, the cue ball will hit the box and travel up table to make the combination by pocket F.

### Special Notes

It is okay for the cueball to contact cushions 3 or 4 after hitting the box, but no other until after the 9 ball is made. Players can use anything to weigh down the box as long as it doesn't interfere with the shot.

## Gabi Visoiu - Shot 2



### Category

1-handed jump

### Difficulty: 10

### Cue Ball

In hand, within the indicated area.

### Object Ball

OB1 is in hand within the indicated area. OB2 is on a coin wrapper in front of pocket C

### Props

A coin wrapper supports OB2.

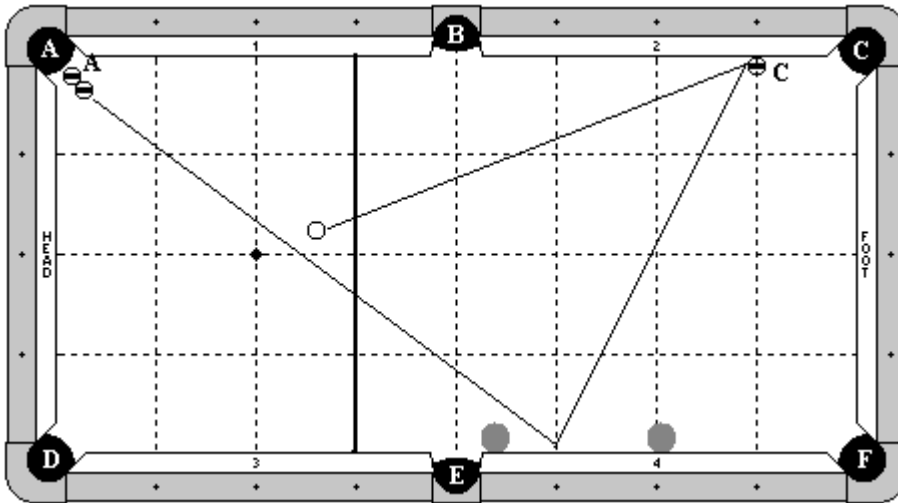
### Objective

Jump the 1ball one handed jacked up into the cue ball. The 1 ball will jump over the cue ball and go in pocket C, knocking down the 2 ball. The cue ball will follow and make the 2 ball in the same pocket.

### Special Notes

None

## Gabi Visoiu - Shot 3



### Category

Miscellaneous

### Difficulty: 9

### Cue Ball

In hand, behind the 3<sup>rd</sup> diamond line.

### Object Ball

C ball is frozen to cushion 2 on the first diamond line. A ball and another object ball form a combination near pocket A.

### Props

2 champagne glasses with pool balls on top are frozen to cushion 4. One is on the second diamond line and the other flush with the side pocket point.

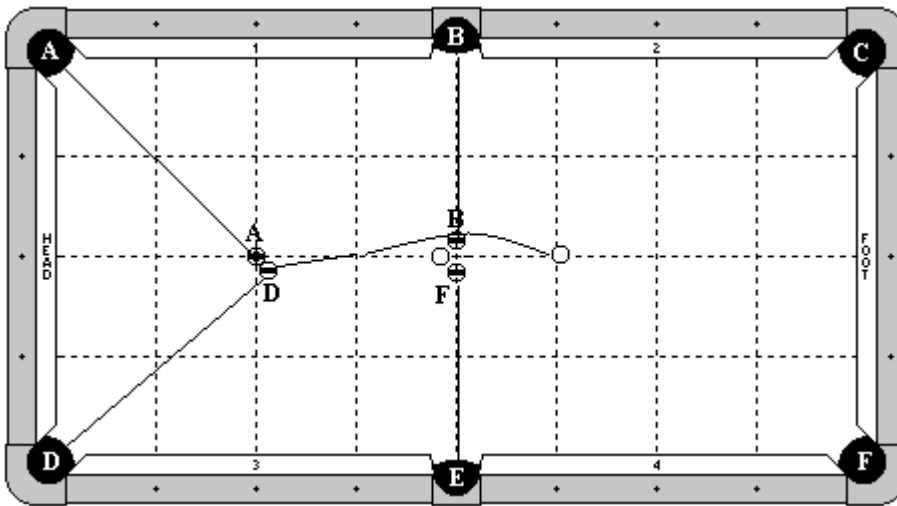
### Objective

Shoot the cue ball into the C ball, making it in pocket C. The cue ball will draw to cushion 4, hitting it between the two glasses and then travel down table to make the combination near pocket A.

### Special Notes

The glasses cannot be touched by any means until after A ball is made. The players must use a level cue for this shot; the butt end of the cues tick cannot be jacked up. The referee's decision is final. It is okay for the cue ball to contact an extra cushion before making the A ball.

## Gabi Visoiu - Shot 4



### Category

Jump

### Difficulty: 7

### Cue Ball

2 cue balls are used. The first one is in hand. The second CB is balanced on a coin wrapper between B and E balls.

### Object Ball

A ball is on the head (or foot) spot. D ball is frozen to it and adjustable. B and E balls are in hand on the center line of the table.

### Props

A coin wrapper supports the second cue ball.

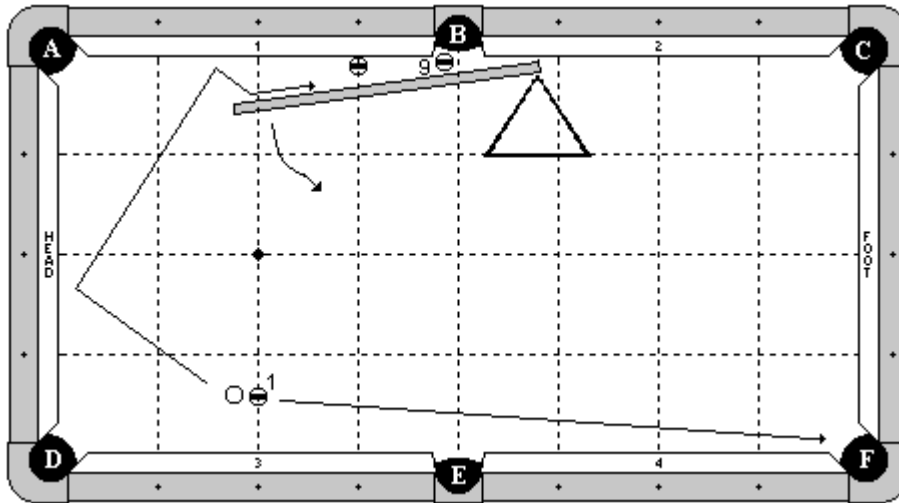
### Objective

Jump CB1 over B and E balls and under the second cue ball, knocking it off the coin wrapper. CB1 will continue and make A and D balls as pocket letters designate, while the second cue ball will fall on B and E balls, sending them in the side pockets.

### Special Notes

None

## Gabi Visoiu - Shot 5



### Category

Stroke

### Difficulty: 10

### Cue Ball

In hand, but must be exactly 2mm from the 1 ball.

### Object Balls

1 ball on the 2<sup>nd</sup> diamond, and no more than 3 ball's width from the cushion. 9 ball is hanging near pocket 'B'. A blocker ball is frozen to cushion 1 and on the 3<sup>rd</sup> diamond. **Props**

A short jump cue is in position as diagrammed. It is adjustable, but it may be no more than 1 chalk's width from the blocker ball. A rack is in position to keep the jump cue from moving too much.

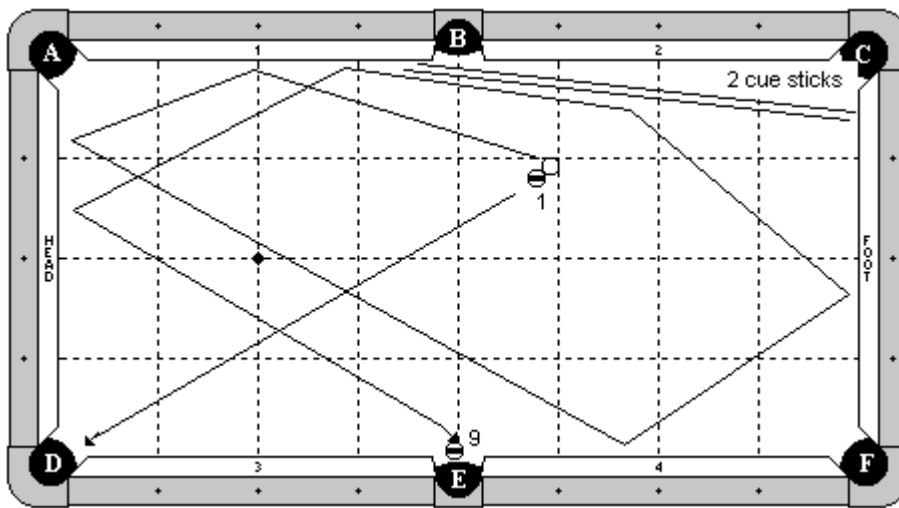
### Objective

Shoot the cue ball into the 1 ball, making it in pocket 'F'. The cue ball will draw back into the head cushion, and then go into the gap between the cue stick and the cushion. The cue ball will swing the jump cue out so the cue ball can go around the blocking ball, and make the 9 ball.

### Special Notes

It is okay for the cue ball to hit the blocker ball, provided that the cue ball (not the blocker or the stick) makes the 9 ball.

## Gabi Visoiu - Shot 6



### Category

Miscellaneous

### Difficulty: 8

### Cue Ball

In hand behind the B-E center line (on the foot cushion side of the table).

### Object Balls

1 ball in hand, frozen to the cue ball, and also must be to the right of the B-E center line. 9 ball is hanging near pocket 'E'.

### Props

Two cue sticks are placed on the table as diagrammed, with their butt ends near the foot cushion. Players have the option of using both cue sticks as diagrammed, or just one cue stick.

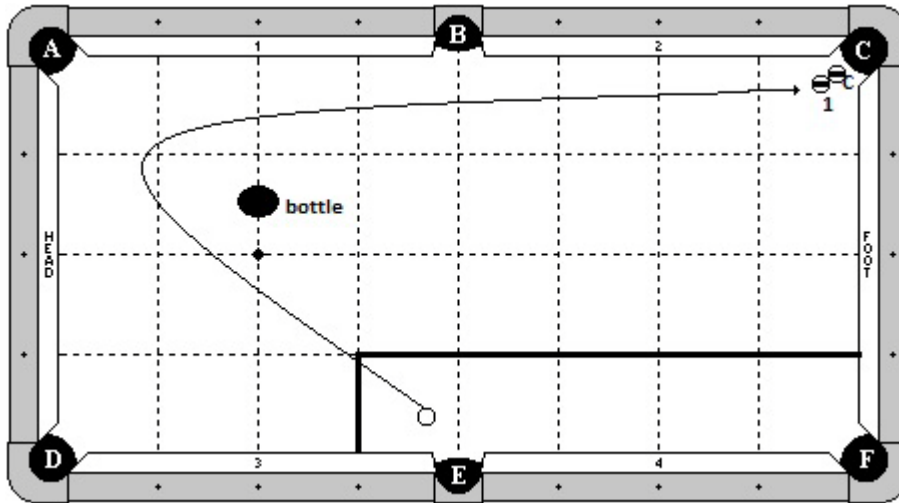
### Objective

Shoot the cue ball to make the 1 ball in pocket 'D'. The cue ball will travel 4 cushions as diagrammed, hit the cue stick, then travel 4 more cushions and make the 9 ball.

### Special Notes

None.

## Gabi Visoiu - Shot 7



### Category

Masse

### Difficulty: 10

### Cue Ball

In hand within the indicated area.

### Object Balls

1 ball and C ball form a combination near pocket C.

### Props

A bottle is on the second diamond line, 2 diamond from head cushion and 1 ½ diamonds from cushion 1.

### Objective

Masse the cue ball around the bottle to make the combination by pocket C.

### Special Notes

The cue ball can hit cushion 2, but no other until after C ball has been made.